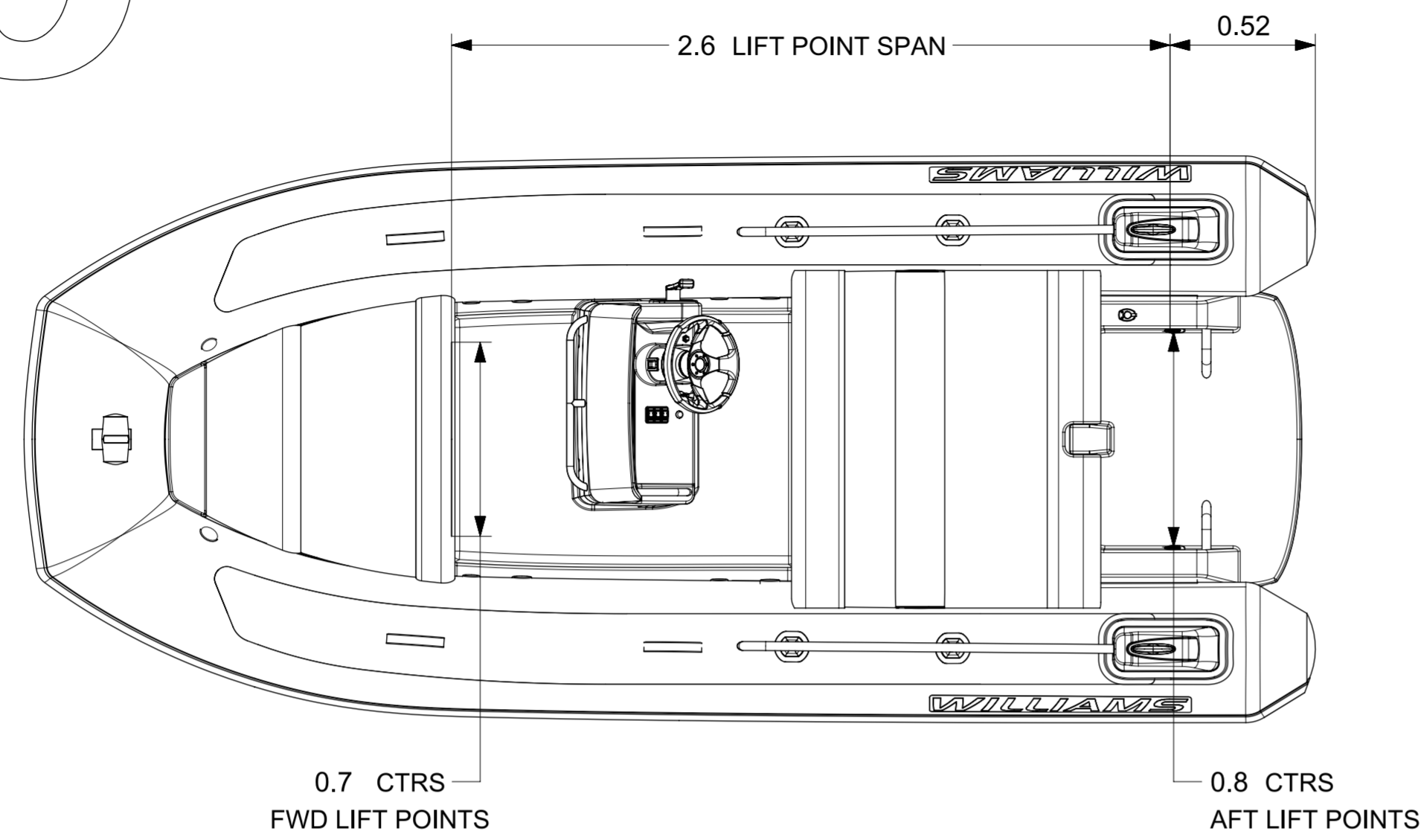


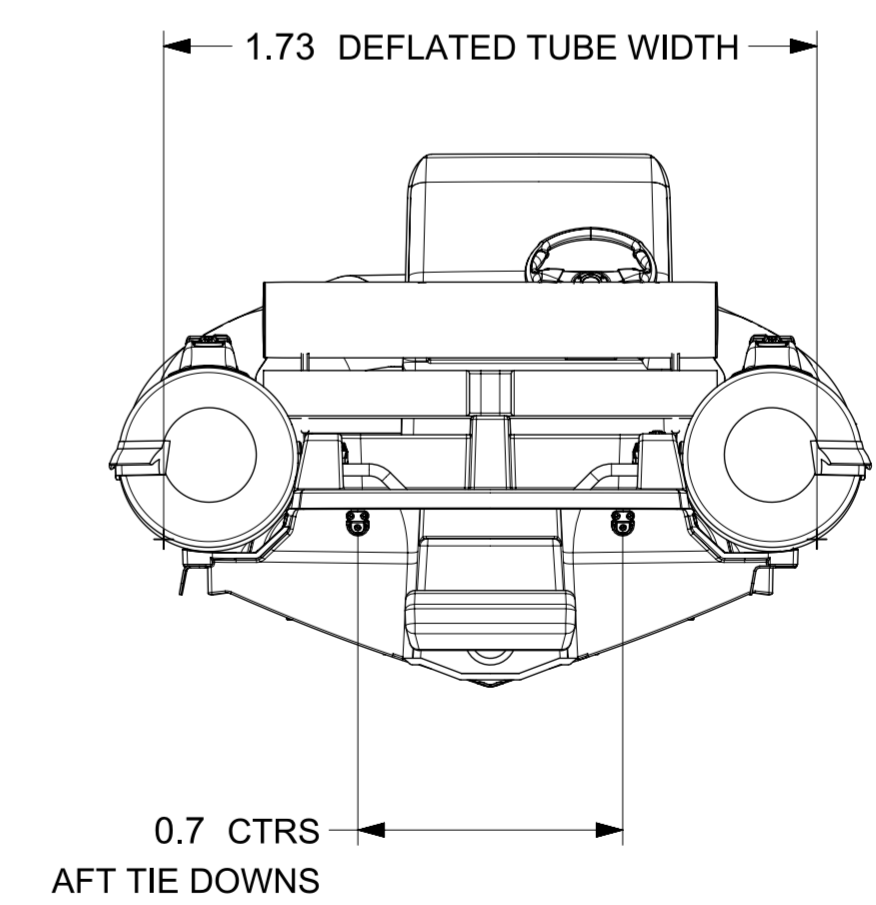
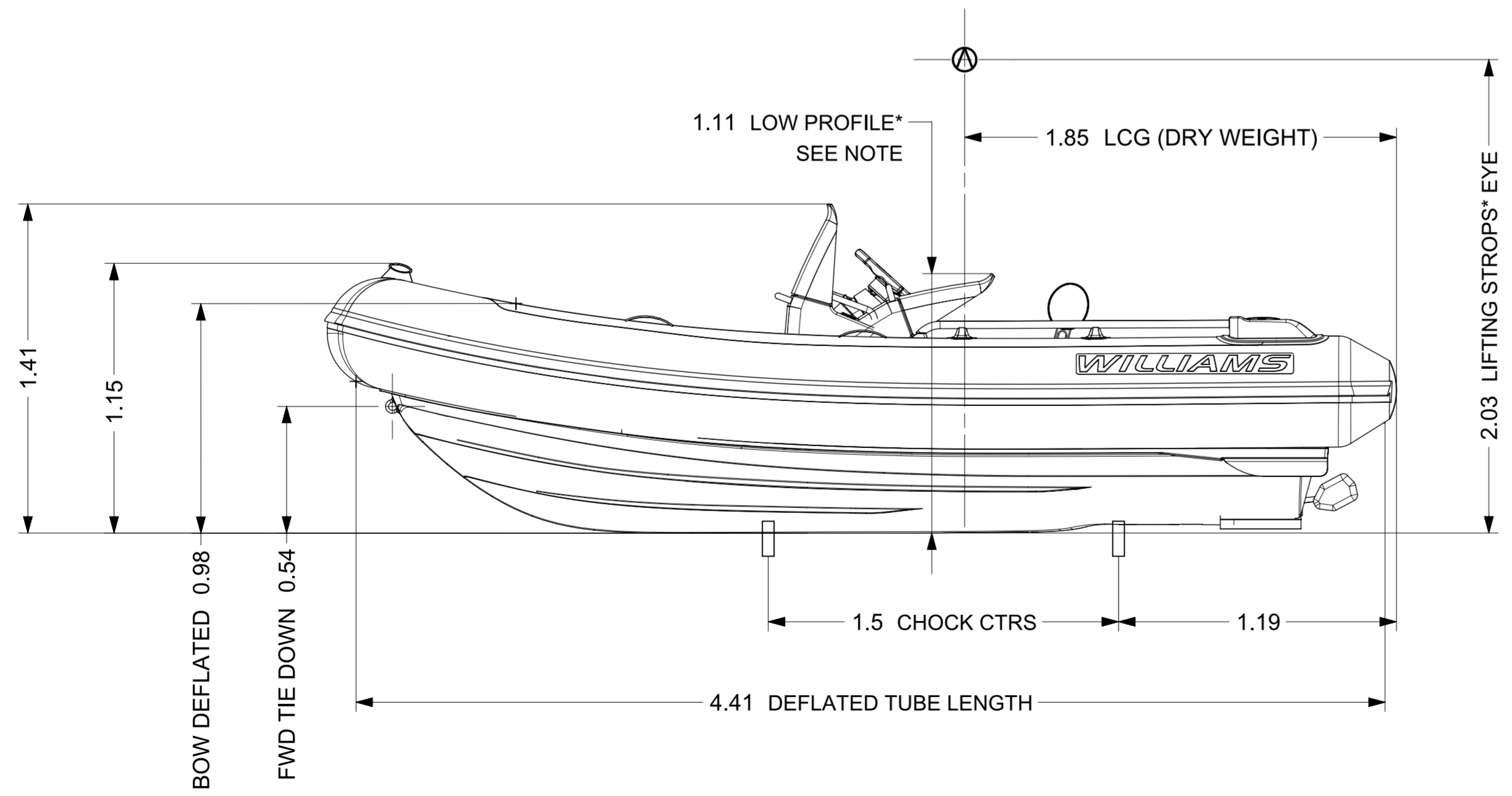
# SPORTJET 460

|                       |                 |
|-----------------------|-----------------|
| LOA                   | 4.59m ±1%       |
| BEAM OA               | 2.01m ±1%       |
| DRAFT (FULLY LOADED)  | 0.42m           |
| ENGINE                | Rotax 4-TEC 150 |
| POWER                 | 150hp ≈ 112kW   |
| DRY WEIGHT            | 550kg           |
| SEATING CAPACITY      | 6               |
| FUEL                  | PETROL          |
| FUEL CAPACITY         | 100L            |
| MAX. SPEED            | 48mph ≈ 77kph   |
| No. TUBE COMPARTMENTS | 5               |
| CE DESIGN CATEGORY    | C               |



**NOTES:**

1. LENGTH / BEAM TOLERANCE DUE TO VARIATION IN TUBE PRESSURE.
2. AVERAGE DRY WEIGHT STATED;  
ACTUAL WEIGHT DEPENDENT ON OPTIONS FITTED.
3. LOW PROFILE:
  - DEFLATE TUBES
  - QUICK RELEASE STEERING WHEEL
  - FULLY FOLD DOWN HELM
4. STANDARD CHOCKS\*: 99-1460.  
CHOCK PROFILES DRAWING: RD472.



\*OPTIONAL ACCESSORY

| REV. | DATE     | DETAILS            | GT | DBS |
|------|----------|--------------------|----|-----|
| 1    | 21/08/18 | PRODUCTION RELEASE | GT | DBS |

NOT FOR PUBLICATION - THIS DRAWING IS THE PROPERTY OF WILLIAMS PERFORMANCE TENDERS LTD. AND IS ISSUED ON CONDITION THAT IT IS NOT COPIED, RE-PRINTED OR DISCLOSED EITHER WHOLLY OR IN PART TO ANY THIRD PARTY NOT AUTHORISED TO RECEIVE IT

|                    |     |          |
|--------------------|-----|----------|
| DRAWN              | GT  | 21/08/18 |
| APPVD              | DBS | 21/08/18 |
| PROJECT:           | -   |          |
| INSPECTION LEVEL:  | -   |          |
| MATERIAL & FINISH: | -   |          |

**WILLIAMS**

TITLE  
**SPORTJET 460 (2019MY)**

PART NO.  
WPT-000460SJ-2019MY-DATASHEET -dwg.1

SCALE 1:20

SHEET 1 OF 1